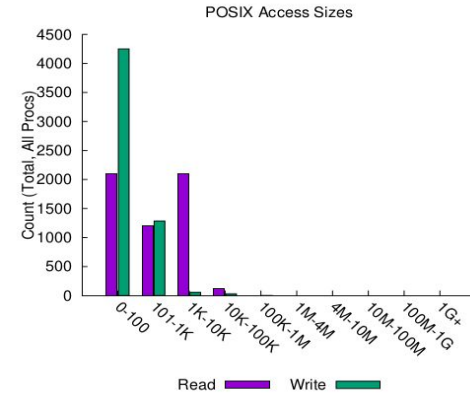


October 16, 2020

Characterizing and understanding the behavior of HDF5 I/O workloads with Darshan

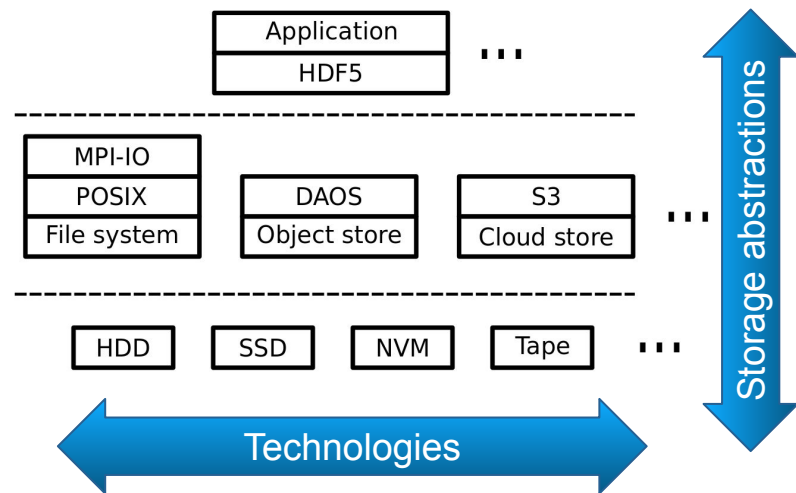
Shane Snyder
Argonne National Laboratory



HDF Users Group (HUG) '20

Motivation

- ❖ HDF5 offers a convenient abstraction for large data collections, but it can be difficult to understand how it interacts with lower layers of the I/O stack that most impact performance
 - Users may not adequately understand the linkage between their I/O workloads and attained performance
- ❖ Instrumentation of HDF5 I/O workloads can be critical to understanding and improving their use of storage resources
 - This data can inform tuning decisions of individual users, or to better understand broader HDF5 usage in the wild



Darshan: An application-centric I/O characterization tool



Argonne National Laboratory is a
U.S. Department of Energy laboratory
managed by UChicago Argonne, LLC.

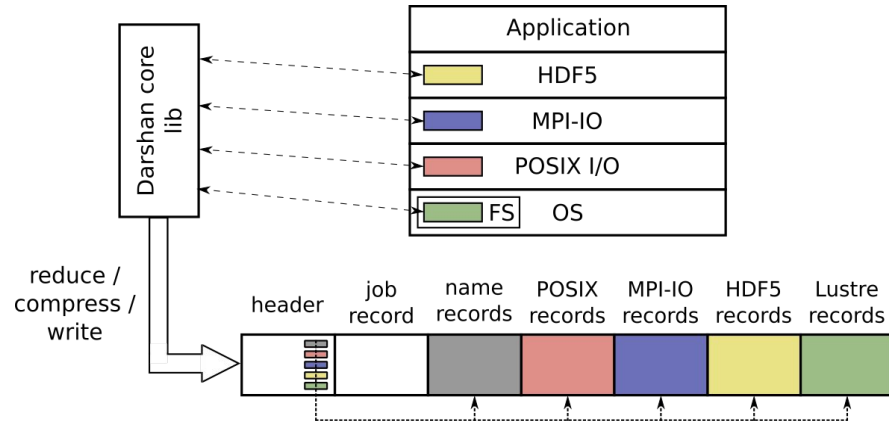


Darshan background

- ❖ Darshan is a lightweight I/O characterization tool that captures concise views of application I/O behavior
 - For each instrumented job, produce a summary of I/O activity for each file accessed
 - Counters, histograms, timers, & statistics
 - Full I/O traces (if requested)
- ❖ Widely available
 - Deployed (and typically enabled by default!) at many production computing facilities
- ❖ Easy to use
 - No code changes required to integrate Darshan instrumentation
 - Negligible performance impact; just “leave it on”
- ❖ Modular
 - Adding instrumentation for new I/O interfaces or storage components is straightforward

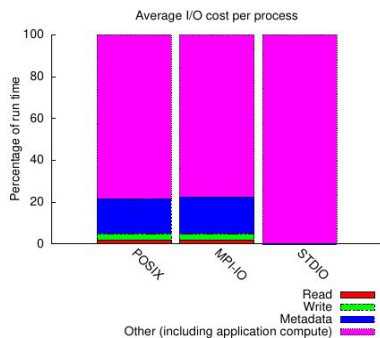
How does Darshan work?

- ❖ Darshan inserts application I/O instrumentation at link-time (for static executables) or at runtime (for dynamic executables)
 - Darshan has traditionally depended on MPI, but recent versions (3.2.0+) can also instrument serial applications (only for dynamically-linked executables)
- ❖ As app executes, Darshan records file access statistics for each process
 - Per-process memory usage is bounded to limit runtime overheads
- ❖ At app shutdown, collect, compress, and write log data
 - For MPI applications, use collective operations to reduce shared file records and write log data

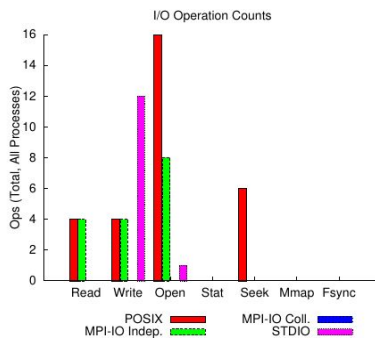


Analyzing Darshan logs

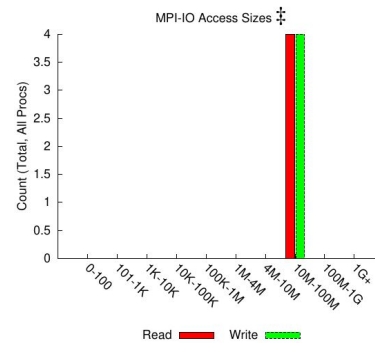
- ❖ With a log generated, Darshan offers command line analysis tools for inspecting log data
 - darshan-parser - provides complete text-format dump of all counters in a log file
 - darshan-job-summary - provides a summary PDF characterizing application I/O behavior



I/O operation costs across different I/O interfaces



I/O operation counts across different I/O interfaces



I/O access size ranges used by application

Integrating HDF5 support into Darshan



Argonne National Laboratory is a
U.S. Department of Energy laboratory
managed by UChicago Argonne, LLC.



Darshan HDF5 instrumentation

- ❖ To provide a deeper understanding of HDF5 I/O workloads, we have developed a detailed instrumentation module for Darshan¹ that characterizes I/O behavior from HDF5 file- (H5F) and dataset-level (H5D) perspectives
 - Characterize dataset properties, access patterns, organization within files, etc.
- ❖ This data not only characterizes an application's usage of the HDF5 library, but can help contextualize HDF5 I/O behavior with that of lower layers of the I/O stack (e.g., MPI-IO or POSIX layers) that Darshan also instruments
 - Do high-level HDF5 dataset accesses decompose efficiently into underlying MPI-IO and POSIX file system accesses?
 - If not, what optimizations (e.g., collective I/O, chunking) make most sense?

1. Available starting in Darshan version 3.2.0

Darshan HDF5 instrumentation

❖ H5F instrumentation highlights:

- Operation counts
 - open/create
 - flush
- MPI-IO usage
- Metadata timing

```
#<module>  <rank>  <record id> <counter>  <value> <file na
H5F -1  11831850109748558379  H5F_OPENS  8  /home/shane/
H5F -1  11831850109748558379  H5F_FLUSHES 0  /home/shane/
H5F -1  11831850109748558379  H5F_USE_MPIIO  1  /home/sh
H5F -1  11831850109748558379  H5F_F_OPEN_START_TIMESTAMP
H5F -1  11831850109748558379  H5F_F_CLOSE_START_TIMESTAMP
H5F -1  11831850109748558379  H5F_F_OPEN_END_TIMESTAMP
H5F -1  11831850109748558379  H5F_F_CLOSE_END_TIMESTAMP
H5F -1  11831850109748558379  H5F_F_META_TIME 0.019466
```

Darshan HDF5 instrumentation

❖ H5D instrumentation highlights:

- Operation counts:
 - open/create
 - read/write
 - flush
- Total bytes read/written
- Access size histograms
- Dataspace selection types
 - Regular hyperslab
 - Irregular hyperslab
 - Points
- Dataspace total dimensions, points
- Chunking parameters
- MPI-IO collective usage
- Deprecated function usage
- Read, write, and metadata timing

```
#<module> <rank> <record id> <counter> <value>
H5D -1 7600138186531619366 H5D_OPENS 8 /home/st
H5D -1 7600138186531619366 H5D_READS 16 /home/st
H5D -1 7600138186531619366 H5D_WRITES 16 /home/st
H5D -1 7600138186531619366 H5D_FLUSHES 0 /home/st
H5D -1 7600138186531619366 H5D_BYTES_READ 4194304
H5D -1 7600138186531619366 H5D_BYTES_WRITTEN 4194
H5D -1 7600138186531619366 H5D_RW_SWITCHES 4 /hor
H5D -1 7600138186531619366 H5D_REGULAR_HYPERSLAB_SE
xt4
H5D -1 7600138186531619366 H5D_IRREGULAR_HYPERSLAB_
xt4
H5D -1 7600138186531619366 H5D_POINT_SELECTS 0
H5D -1 7600138186531619366 H5D_MAX_READ_TIME_SIZE
H5D -1 7600138186531619366 H5D_MAX_WRITE_TIME_SIZE
H5D -1 7600138186531619366 H5D_SIZE_READ_AGG_0_100
H5D -1 7600138186531619366 H5D_SIZE_READ_AGG_100_41
```

A Darshan+HDF5 example

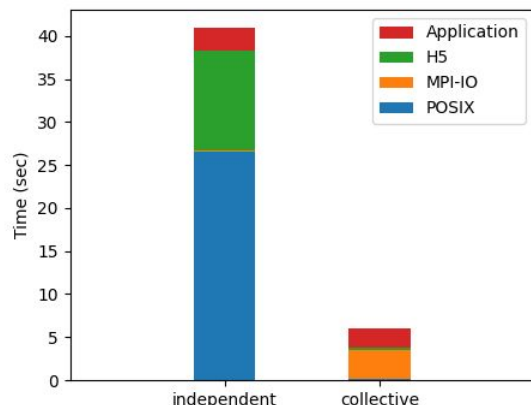
- ❖ Using the MACSio¹ HDF5 plugin, run a couple of simple examples demonstrating the types of insights HDF5 I/O instrumentation can enable
 - 60-process (5-node) single shared file, 3d mesh, write roughly 1 GiB of cumulative H5D data
 - Compare performance of collective and independent I/O configurations

b/w: **~30 MB/sec**

POSIX I/O dominates,
H5 incurs non-negligible
overhead forming this
workload

Negligible time spent in
MPI-IO

Average per-process time spent in I/O



b/w: **~290 MB/sec**

H5 and **POSIX** incur
minimal overhead for
this workload

MPI-IO collective I/O
algorithm dominates

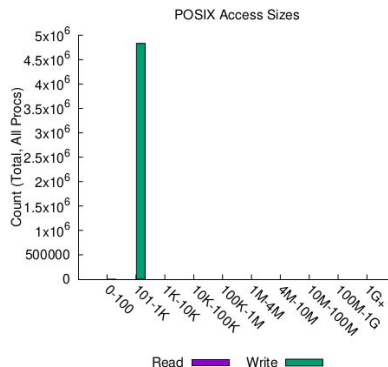
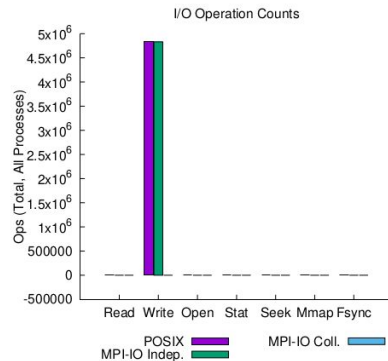
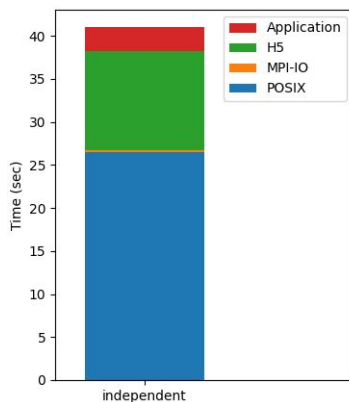
A Darshan+HDF5 example

b/w: ~30 MB/sec

POSIX I/O dominates,
H5 incurs non-negligible overhead forming this workload

Negligible time spent in **MPI-IO**

Average per-process time spent in I/O



Nearly 5 million **POSIX** writes, all less than 1KB in size -- challenging workload for a parallel file system

Number of **MPI-IO** writes same as **POSIX** writes -- no transformations at **MPI-IO** layer

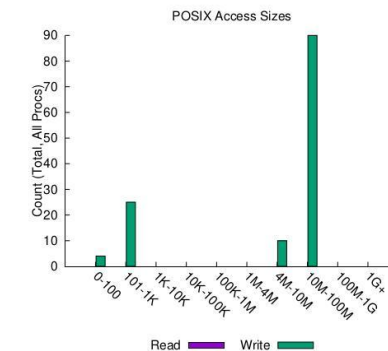
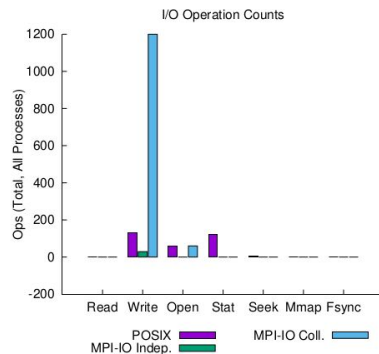
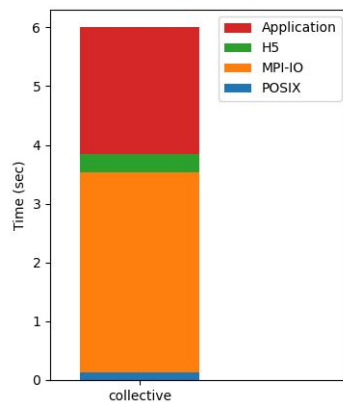
A Darshan+HDF5 example

b/w: ~290 MB/sec

H5 and POSIX incur minimal overhead for this workload

MPI-IO collective I/O algorithm dominates

Average per-process time spent in I/O



Considerable reduction in number of **POSIX** writes, with some accesses in the O(10 MB) range

Notice there are still some **MPI-IO** independent writes for HDF5 metadata

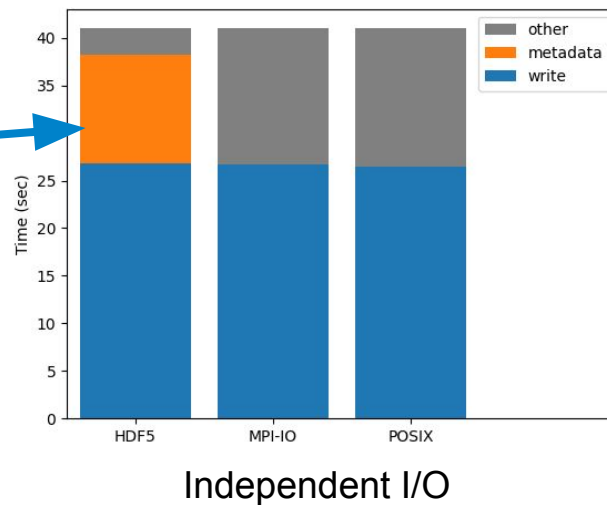
A Darshan+HDF5 example

This graph provides a slight variation on previous graphs showing relative costs of different types of I/O operations (write and metadata) within different APIs

More than 99% of HDF5 metadata time spent in H5F-level functions instrumented by Darshan

- H5F metadata cost can be completely attributed to file creation/close for this workload
- This H5F metadata cost does not translate to metadata costs at other layers, yet it seems unlikely this ~10 seconds is just due to the writing of HDF5 metadata at file open/close?

Average per-process I/O cost at different API levels



Wrapping up

- ❖ Integrating HDF5 support into the Darshan I/O characterization tool enables a better understanding of HDF5 application I/O workloads and their interaction with underlying storage layers
 - This instrumented HDF5 data can be used in Darshan analysis tools to assist users in detecting inefficiencies in application I/O behavior and to inform their tuning decisions
- ❖ While we have already released a Darshan version with HDF5 support, it's not too late to make an impact -- we'd love to hear more from the HDF community!
 - What else should we instrument? What are effective ways of visualizing this data?
- ❖ Darshan website: <https://www.mcs.anl.gov/research/projects/darshan/>
- ❖ Darshan-users mailing list: darshan-users@lists.mcs.anl.gov
- ❖ Source code, issue tracking: <https://xgitlab.cels.anl.gov/darshan/darshan>

Thanks!



Argonne National Laboratory is a
U.S. Department of Energy laboratory
managed by UChicago Argonne, LLC.

